VistaScan Mini Plus – compact without compromise

Market leading PCS image plate technology from Dürr Dental

COMPRESSED AIR

SUCTION

IMAGING

DENTAL CARE

HYGIENE

reddot design award
winner

DÜRR DENTAL
THE BEST, BY DESIGN

The new dimension in X-ray diagnostics – chairside

The VistaScan Mini Plus

Since the introduction of conventional X-ray film development in dental medicine, Dürr Dental has been leading the way in diagnostics for dental surgeries. Digital X-ray with Dürr Dental offers dentists images with high resolution to meet all diagnostic demands. More than 40 years experience in the development of X-ray technology leads time and again to practice-oriented and innovative solutions.

The VistaScan Mini Plus image plate scanner makes image plate diagnostics even faster for dentists. The compact device is particularly easy to use and requires a minimum of space – so that it can be installed in the treatment room. The advantage: X-ray and scanning directly at the chairside with full flexibility in the image formats. The reusable VistaScan image plates are read out in top quality within seconds. There has never been a better time to change over to image plates.

This is what counts:

- For all intraoral formats
- Highest image quality
- Compact design
- Ideal chairside appliance
- Sophisticated operating concept
- PC interface via USB or network

Analog film

Competitors (14 bit)

VistaScan (16 bit)

The grey scale graduation of the image plate with VistaScan offers a representation every bit as good as that of film

VistaScan Mini Plus – compact without compromise

reddot design award winner

VistaScan Mini Plus considerably simplifies imaging in the surgery:

With the proven engineering and outstanding image quality characteristic of Dürr Dental image plate scanners worldwide. Made in Germany.

VistaScan Mini Plus – "red dot design award winner 2011".

*A comparative study of image quality and radiation exposure for dental radiographs produced using a charge-coupled device and a phosphor plate system. School of Dentistry, Cardiff University, 2009

No compromises on image quality

Thanks to PCS technology, VistaScan Mini Plus can reliably resolve caries D1 lesions and endo-instruments down to ISO 06. With 22 lp/mm, 16-bit (65,536) grey scales.

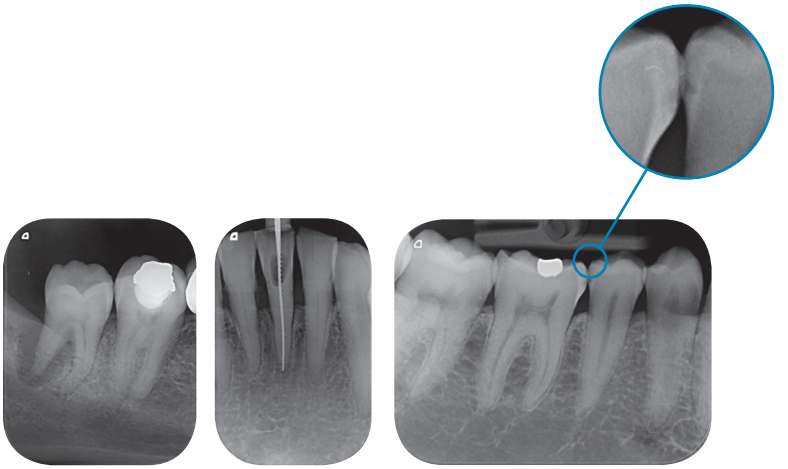

No compromises on flexibility

All intraoral image plates – from size 0 to 4 – can be used with VistaScan Mini Plus. In addition, 100 % active surface area is available. Simple handling – as with an analogue film.

No compromises on simplicity

Particularly easy handling: Read out, erase and make ready for the next use in one step. Rapid image availability from 6 seconds in the direct vicinity of the patient.

No compromises on configuration

The display shows patient data and information on the scanning process at a glance. Including an energy-saving standby function.

No compromises on integration

VistaScan Mini Plus can be operated with the Dürr Dental imaging software or other software packages via plugins or Twain drivers. It can be easily integrated into the surgery infrastructure via the USB or network interface.

Minimum format – maximum image quality

Faster and more reliable diagnostics

When changing over from X-ray film to 'digital' image plates, the X-ray exposure procedure remains the same as before. However, the diagnostic reliability is increased thanks to optimum detail recognition and sophisticated software support. With the VistaScan Mini Plus you benefit from all of the advantages of the Dürr Dental image plate technology in its most compact form. The thin, flexible image plates are more comfortable to the patient and are particularly durable thanks to their special coating.

Digital X-ray with image plates – the flexible solution

Highest image quality, perfect presentation

With a detail recognition of 22 lp/mm, VistaScan image plates have a higher resolution than chemical film and exceed that of any competitors. The Photon Collecting System (PCS) from Dürr Dental is already ahead of current development of image plates. Even today, the VistaScan Mini Plus is already equipped for a theoretical resolution of 40 lp/mm. That means: In diagnostics you are well-prepared for the future with this compact solution. The Dürr Dental imaging software displays the results in brilliant quality and allows ergonomic working procedures. The VistaScan Mini Plus can be operated with most standard dental imaging software packages.

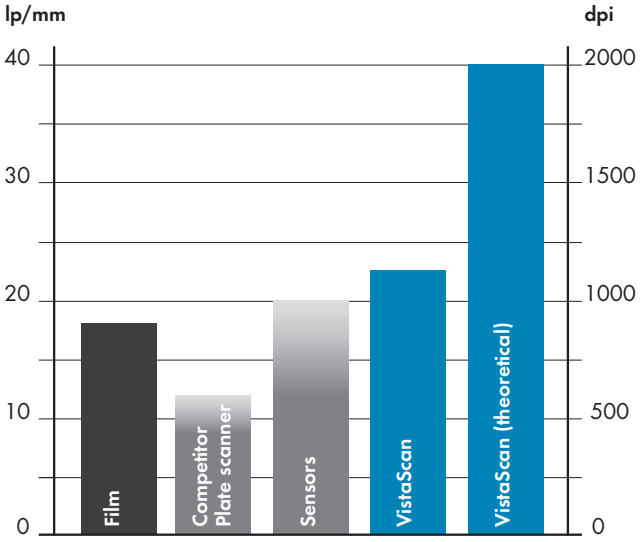

The effective image resolution of X-ray systems in comparison: The VistaScan systems from Dürr Dental achieve the highest resolution compared with the competition. Latest studies show that image plate technology is the only sure way to uncompromised digitisation.

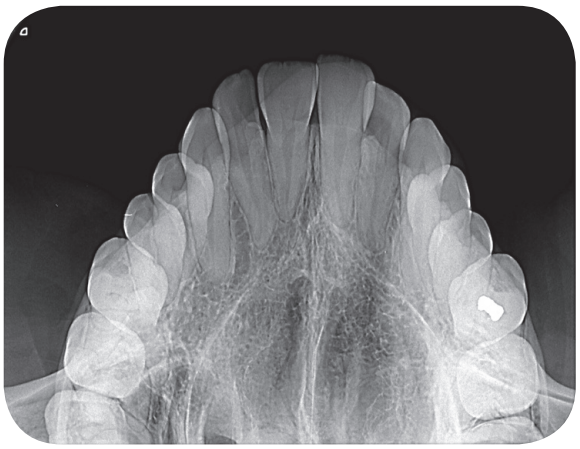

Occlusal images for diagnosis of jaw fractures, impacted teeth, cysts and ulcers

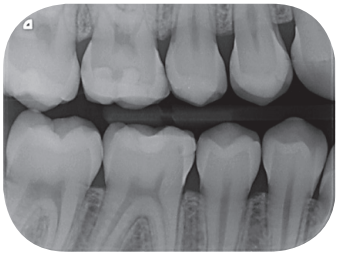

High-resolution posterior bite wing images for perfect diagnostics

All data, facts and accessories

	VistaScan Mini Plus
Display	Yes
Plate sizes	0 to 4
Effective resolution (lp/mm)	22 (1100 dpi)
Theoretical resolution (lp/mm)	40 (2000 dpi)
Weight (kg)	6.5
Dimensions (H x W x D mm)	226 x 234 x 243
Standby function	Yes
Interfaces	USB/network

Image plate holder system

Thanks to their deburred and rounded edges, image plate holders from Dürr Dental offer optimum protection for the image plate. Holders are available for all areas of application and aid the production of exact X-rays.

Disinfect with FD 350, FD 333

The FD 350 disinfectant wipes from Dürr Dental are particularly suitable for disinfection and cleaning of medical products. Thanks to their size they are ideal and economical for small surfaces of objects, e.g. for sleeves of intraoral plates and films, handpieces and fittings, etc. – immediately ready for use, residue-free and fast. The disinfection wipes FD 333 offer a full virici-dal solution.

Image plate cleaning wipe

The VistaScan image plate cleaning wipes can be used to clean the image plates when necessary and also have a disinfecting effect. Advantage: A lasting optimum image quality.

P007-544-02/TM-dd.de/2.5/01/F02 Subject to change without notice

DÜRR DENTAL AG
Höpfigheimer Strasse 17
74321 Bietigheim-Bissingen
Germany
www.duerrdental.com
info@duerr.de

DÜRR DENTAL
THE BEST, BY DESIGN